



L'ÉQUIPEMENTIER

AMÉNAGEMENT DE VÉHICULES

equipementier77.com | 01.64.87.04.65 | commercial@equipementier77.com

Coté conducteur																
	COD ALU	A102251-0001	[Kg]	17,6	A102251-0002	[Kg]	25	A102251-0003	[Kg]	27	A102251-0004	[Kg]	26,4	A102251-0005	[Kg]	26,7
	COD MIX	A102251-0001 -MIX	[Kg]	25,4	A102251-0002 -MIX	[Kg]	41,3	A102251-0003 -MIX	[Kg]	36,9	A102251-0004 -MIX	[Kg]	36,8	A102251-0005 -MIX	[Kg]	38,5
DIM [mm]	1050x300h1038		1050x300h1038		1050x300h1038		1050x300h1038		1050x300h1038		1050x300h1038		1050x300h1038		1050x300h1038	
Coté passager																
	COD ALU	A102252-0006	[Kg]	14,5	A102252-0007	[Kg]	14	A102252-0008	[Kg]	17,9	A102252-0009	[Kg]	12,2	A102252-0010	[Kg]	16,2
	COD MIX	A102252-0006 -MIX	[Kg]	20,7	A102252-0007 -MIX	[Kg]	21,4	A102252-0008 -MIX	[Kg]	23,5	A102252-0009 -MIX	[Kg]	16,2	A102252-0010 -MIX	[Kg]	19
DIM [mm]	795x300h1038		540x300h1038		540x300h1038		540x300h1038		540x300h1038		540x300h1038		540x300h1038		540x300h1038	

PEUGEOT BIPPER 2513 L1H1

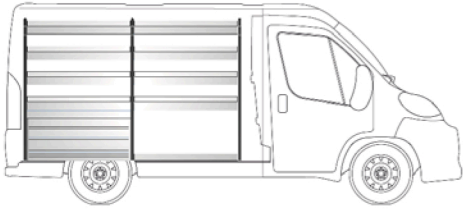

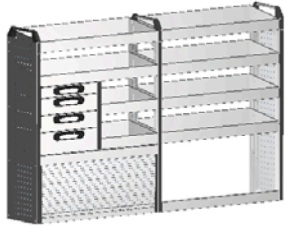
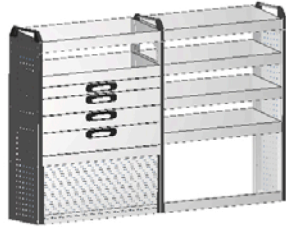
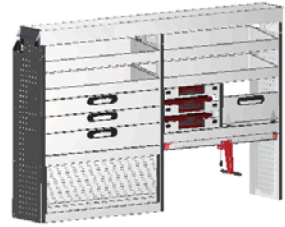

Pour connaître les tarifs, veuillez nous consulter

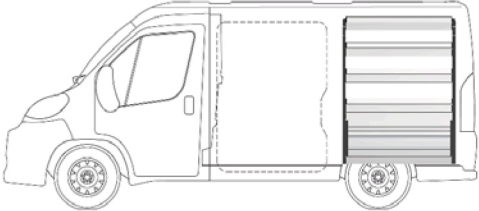







L'ÉQUIPEMENTIER

AMÉNAGEMENT DE VÉHICULES

equipementier77.com | 01.64.87.04.65 | commercial@equipementier77.com

Coté conducteur																
	COD ALU	A102151-0001	[Kg]	43,4	A102151-0002	[Kg]	49,8	A102151-0003	[Kg]	49,1	A102151-0004	[Kg]	69,9	A102151-0005	[Kg]	62,4
	COD MIX	A102151-0001-MIX	[Kg]	62,6	A102151-0002-MIX	[Kg]	76,3	A102151-0003-MIX	[Kg]	78,7	A102151-0004-MIX	[Kg]	95,5	A102151-0005-MIX	[Kg]	88,7
DIM [mm]	2070x364h1358		2070x364h1358		2070x364h1358		2070x364h1378		2070x364h1358							

Coté passager																
	COD ALU	A102152-0006	[Kg]	26,7	A102152-0007	[Kg]	33,1	A102152-0008	[Kg]	33	A102152-0009	[Kg]	41,3	A102152-0010	[Kg]	33,8
	COD MIX	A102152-0006-MIX	[Kg]	36,1	A102152-0007-MIX	[Kg]	49,8	A102152-0008-MIX	[Kg]	53	A102152-0009-MIX	[Kg]	54,5	A102152-0010-MIX	[Kg]	42,8
DIM [mm]	1050x364h1358		1050x364h1358		1050x364h1358		1050x364h1358		1050x364h1358							

PEUGEOT BOXER 3000 L1H1

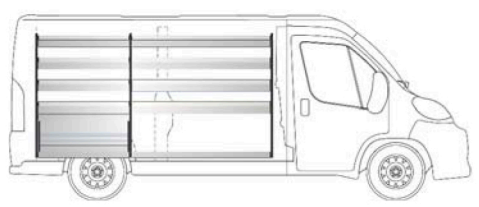
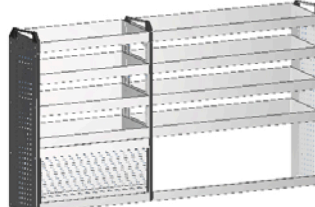
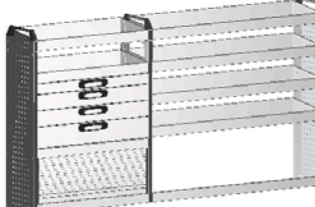
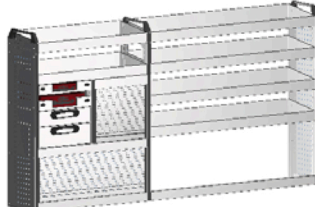
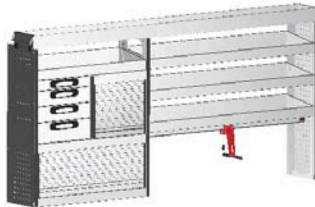
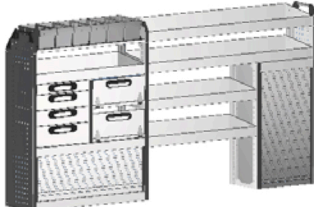
Pour connaître les tarifs, veuillez nous consulter



L'ÉQUIPEMENTIER

AMÉNAGEMENT DE VÉHICULES

equipementier77.com | 01.64.87.04.65 | commercial@equipementier77.com

Coté conducteur											
	COD ALU	A102161-0001	49,6	A102161-0002	55,5	A102161-0003	61	A102161-0004	61,8	A102161-0005	66,4
	COD MIX	A102161-0001-MIX	[Kg] 73,1	A102161-0002-MIX	[Kg] 89,4	A102161-0003-MIX	[Kg] 86,2	A102161-0004-MIX	[Kg] 83,3	A102161-0005-MIX	[Kg] 92,2
	DIM [mm]	2580x364h1358		2580x364h1358		2580x364h1358		2580x364h1298		2580x364h1358	

Coté passager											
	COD ALU	A102162-0006	30,4	A102162-0007	33,1	A102162-0008	33	A102162-0009	39,2	A102162-0010	37,8
	COD MIX	A102162-0006-MIX	[Kg] 38,9	A102162-0007-MIX	[Kg] 49,8	A102162-0008-MIX	[Kg] 53	A102162-0009-MIX	[Kg] 49,3	A102162-0010-MIX	[Kg] 48,6
	DIM [mm]	1305x364x1358		1050x364x1358		1050x364x1358		1050x364x1358		1050x364x1358	

PEUGEOT BOXER 3450 L2H1

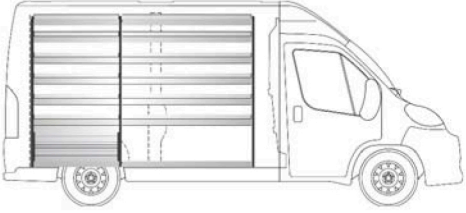


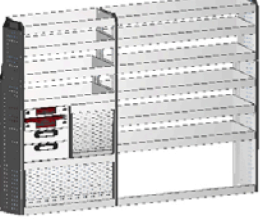


Pour connaître les tarifs, veuillez nous consulter



L'ÉQUIPEMENTIER

AMÉNAGEMENT DE VÉHICULES

equipementier77.com | 01.64.87.04.65 | commercial@equipementier77.com

Côté conducteur											
	COD ALU	A102171-0001	67,5	A102171-0002	73,2	A102171-0003	83,6	A102171-0004	83,6	A102171-0005	85,7
	COD MIX	A102171-0001-MIX	[Kg] 100,8	A102171-0002-MIX	[Kg] 116,9	A102171-0003-MIX	[Kg] 113,7	A102171-0004-MIX	[Kg] 124,3	A102171-0005-MIX	[Kg] 122,8
DIM [mm]	2580x364h1758		2580x364h1758		2580x364h1758		2580x364h1758		2580x364h1778		

Côté passager											
	COD ALU	A102172-0006	40	A102172-0007	41,6	A102172-0008	48,4	A102172-0009	47,3	A102172-0010	45,1
	COD MIX	A102172-0006-MIX	[Kg] 54,7	A102172-0007-MIX	[Kg] 65,8	A102172-0008-MIX	[Kg] 62,9	A102172-0009-MIX	[Kg] 62,8	A102172-0010-MIX	[Kg] 67,5
DIM [mm]	1305x364h1758		1050x364h1758		1050x364h1758		1050x364h1758		1050x364h1758		

PEUGEOT BOXER 3450 L2H2

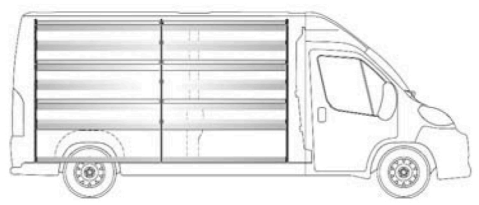

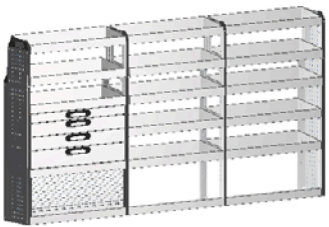
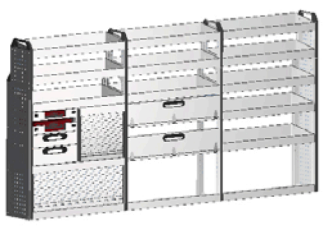
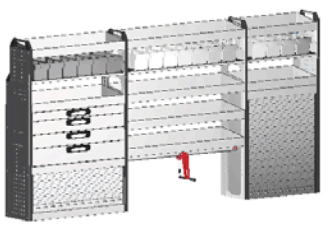
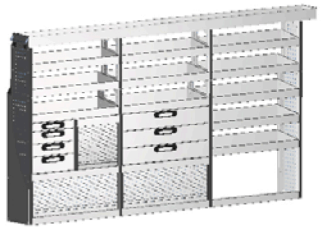
Pour connaître les tarifs, veuillez nous consulter

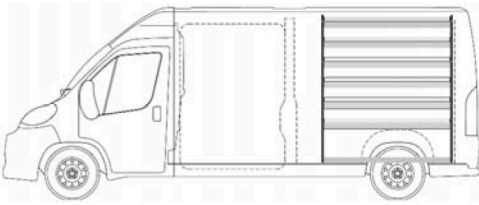







L'ÉQUIPEMENTIER

AMÉNAGEMENT DE VÉHICULES

equipementier77.com | 01.64.87.04.65 | commercial@equipementier77.com

Coté conducteur																
	COD ALU	102181-0001	[Kg]	73,6	102181-0002	[Kg]	78,7	102181-0003	[Kg]	84,5	102181-0004	[Kg]	87,5	102181-0005	[Kg]	106,4
	COD MIX	102181-0001-MIX	[Kg]	114,4	102181-0002-MIX	[Kg]	124,3	102181-0003-MIX	[Kg]	120,9	102181-0004-MIX	[Kg]	124,4	102181-0005-MIX	[Kg]	154,7
DIM [mm]	3090x364h1758		3090x364h1598		3090x364h1598		3090x364h1598		3090x364h1778							

Coté passager																
	COD ALU	102182-0006	[Kg]	41,5	102182-0007	[Kg]	54,5	102182-0008	[Kg]	52,3	102182-0009	[Kg]	48,1	102182-0010	[Kg]	63,8
	COD MIX	102182-0006-MIX	[Kg]	62,4	102182-0007-MIX	[Kg]	86,2	102182-0008-MIX	[Kg]	71,7	102182-0009-MIX	[Kg]	64,5	102182-0010-MIX	[Kg]	87,6
DIM [mm]	1560x364h1758		1815x364h1598		1560x364h1598		1560x364h1958		1815x364h1598							

PEUGEOT BOXER 4035 L3H2

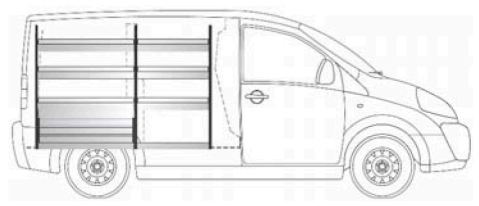
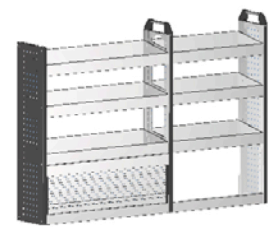
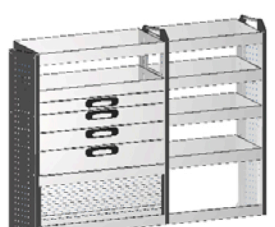
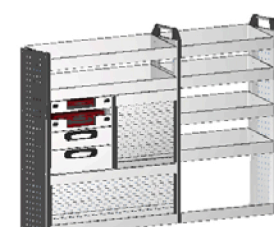


Pour connaître les tarifs, veuillez nous consulter



L'ÉQUIPEMENTIER

AMÉNAGEMENT DE VÉHICULES

equipementier77.com | 01.64.87.04.65 | commercial@equipementier77.com

Coté conducteur						
	COD ALU	A102221-0001	A102221-0002	A102221-0003	A102221-0004	A102221-0005
	COD MIX	A102221-0001-MIX	A102221-0002-MIX	A102221-0003-MIX	A102221-0004-MIX	A102221-0005-MIX
	DIM [mm]	1815x300h1278	1815x300h1278	1815x300h1278	1560x300h1198	1815x300h1138
		[Kg]	[Kg]	[Kg]	[Kg]	[Kg]
		32,3	42,2	47,2	39,6	45,7
		43,6	66,7	63,9	56,2	63,6

Coté passager						
	COD ALU	A102222-0006	A102222-0007	A102222-0008	A102222-0009	A102222-0010
	COD MIX	A102222-0006-MIX	A102222-0007-MIX	A102222-0008-MIX	A102222-0009-MIX	A102222-0010-MIX
	DIM [mm]	1050x300h1278	1050x300h1198	1050x300h1198	1050x300h1278	1050x300h1278
		[Kg]	[Kg]	[Kg]	[Kg]	[Kg]
		24,2	26,7	32,2	32,2	27,5
		32,2	40,2	41,6	47,8	38,3

PEUGEOT EXPERT 3000 L1H1

Pour connaître les tarifs, veuillez nous consulter



L'ÉQUIPEMENTIER

AMÉNAGEMENT DE VÉHICULES

equipementier77.com | 01.64.87.04.65 | commercial@equipementier77.com

Coté conducteur						
	COD ALU	A102231-0001	A102231-0002	A102231-0003	A102231-0004	A102231-0005
	COD MIX	A102231-0001-MIX	A102231-0002-MIX	A102231-0003-MIX	A102231-0004-MIX	A102231-0005-MIX
DIM [mm]	2070x300h1278		2070x300h1278		2070x300h1218	
		[Kg]	[Kg]	[Kg]	[Kg]	[Kg]
		39,8	49,9	44,9	52,2	51,8
		56,4	68,3	71,1	75,2	66,6

Coté passager						
	COD ALU	A102232-0006	A102232-0007	A102232-0008	A102232-0009	A102232-0010
	COD MIX	A102232-0006-MIX	A102232-0007-MIX	A102232-0008-MIX	A102232-0009-MIX	A102232-0010-MIX
DIM [mm]	1305x300h1198		1305x300h1198		1050x300h1198	
		[Kg]	[Kg]	[Kg]	[Kg]	[Kg]
		23,6	32,7	34,8	36,4	30,5
		34,2	51,5	52,6	46,4	46

PEUGEOT EXPERT 3122 L2H1

Pour connaître les tarifs, veuillez nous consulter



L'ÉQUIPEMENTIER

AMÉNAGEMENT DE VÉHICULES

77

equipementier77.com | 01.64.87.04.65 | commercial@equipementier77.com

Coté conducteur						
	COD ALU	A102241-0001	A102241-0002	A102241-0003	A102241-0004	A102241-0005
	COD MIX	A102241-0001-MIX	A102241-0002-MIX	A102241-0003-MIX	A102241-0004-MIX	A102241-0005-MIX
	DIM [mm]	2070x364h1518	2070x364h1518	2070x364h1458	2070x364h1358	2070x364h1458
		[Kg]	[Kg]	[Kg]	[Kg]	[Kg]
		50,3	60,2	62,2	59,8	65,4
		73,1	86,7	83,2	89	86

Coté passager						
	COD ALU	A102242-0006	A102242-0007	A102242-0008	A102242-0009	A102242-0010
	COD MIX	A102242-0006-MIX	A102242-0007-MIX	A102242-0008-MIX	A102242-0009-MIX	A102242-0010-MIX
	DIM [mm]	1050x364h1518	1050x364h1518	1050x364h1518	1050x364h1518	1050x364h1518
		[Kg]	[Kg]	[Kg]	[Kg]	[Kg]
		29,9	38,4	35,8	41,4	41,2
		40,9	55,3	57,5	54,6	57,2

PEUGEOT EXPERT 3122 L2H2

Pour connaître les tarifs, veuillez nous consulter



L'ÉQUIPEMENTIER

AMÉNAGEMENT DE VÉHICULES

equipementier77.com | 01.64.87.04.65 | commercial@equipementier77.com

Côté conducteur																
	COD ALU	A101211-0001	[Kg]	25,5	A101211-0002	[Kg]	26,4	A101211-0003	[Kg]	30,1	A101211-0004	[Kg]	27	A101211-0004	[Kg]	27,3
	COD MIX	A101211-0001-MIX	[Kg]	30,7	A101211-0002-MIX	[Kg]	40,9	A101211-0003-MIX	[Kg]	41,8	A101211-0004-MIX	[Kg]	39,1	A101211-0004-MIX	[Kg]	38,5
	DIM [mm]	1305x300h1038		1050x300h1038		1050x300h1038		1050x300h1038		1050x300h1038		1050x300h1038		1050x300h1038		
Côté passager																
	COD ALU	A101212-0006	[Kg]	15,6	A101212-0007	[Kg]	21,4	A101212-0008	[Kg]	21,4	A101212-0009	[Kg]	22,6	A101212-0010	[Kg]	20,1
	COD MIX	A101212-0006-MIX	[Kg]	22,2	A101212-0007-MIX	[Kg]	34,8	A101212-0008-MIX	[Kg]	28,4	A101212-0009-MIX	[Kg]	31,2	A101212-0010-MIX	[Kg]	24,8
	DIM [mm]	795x300h1038		795x300h1038		540x300h1038		795x300h1038		795x300h1038		795x300h1038		795x300h1038		

PEUGEOT PARTNER 2728 L1H1

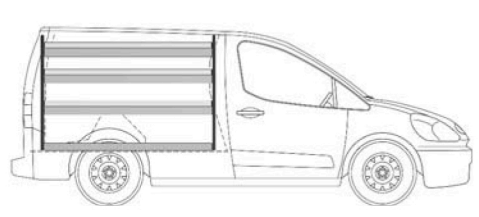





Pour connaître les tarifs, veuillez nous consulter

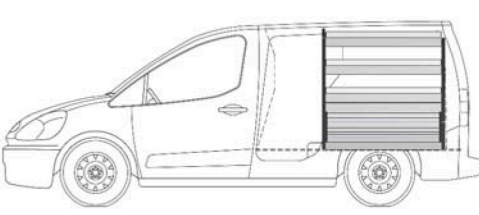




L'ÉQUIPEMENTIER

AMÉNAGEMENT DE VÉHICULES

equipementier77.com | 01.64.87.04.65 | commercial@equipementier77.com

Coté conducteur																
	COD ALU	A101221-0001	[Kg]	22,5	A101221-0002	[Kg]	31,5	A101221-0003	[Kg]	35,1	A101221-0004	[Kg]	32,5	A101221-0005	[Kg]	34
	COD MIX	A101221-0001	[Kg]	34,1	A101221-0002	[Kg]	48,7	A101221-0003	[Kg]	49,4	A101221-0004	[Kg]	44,1	A101221-0005	[Kg]	48,1
DIM [mm]	1560x300h1038		1560x300h1038		1560x300h1038		1560x300h1038		1560x300h1038		1560x300h1038		1560x300h1038		1560x300h1038	

Coté passager																
	COD ALU	A101222-0006	[Kg]	22,4	A101222-0007	[Kg]	25,9	A101222-0008	[Kg]	29,6	A101222-0009	[Kg]	27	A101222-0010	[Kg]	26,7
	COD MIX	A101222-0006	[Kg]	32,1	A101222-0007	[Kg]	40	A101222-0008	[Kg]	40,9	A101222-0009	[Kg]	38	A101222-0010	[Kg]	38,6
DIM [mm]	1050x300h1038		1050x300h1038		1050x300h1038		1050x300h1038		1050x300h1038		1050x300h1038		1050x300h1038		1050x300h1038	

PEUGEOT PARTNER 2728L L2H1

Pour connaître les tarifs, veuillez nous consulter